

User's Manual

PDU16MSHVIEC71U

(Manual Bypass PDU)

1. Safety

To safely operate this unit, please read and follow all instructions carefully. Read this manual thoroughly before attempting to unpack, install, or operate. You may keep this quick guide for further reference.

CAUTION: The product must be used indoor only.

CAUTION: Do not place the unit near liquid or in an excessively damp environment.

CAUTION: Do not place the product directly in the sun or near a hot source.

CAUTION: Do not let liquid or foreign objects enter the product.

CAUTION: Ground the product using a 2P + ground sockets.

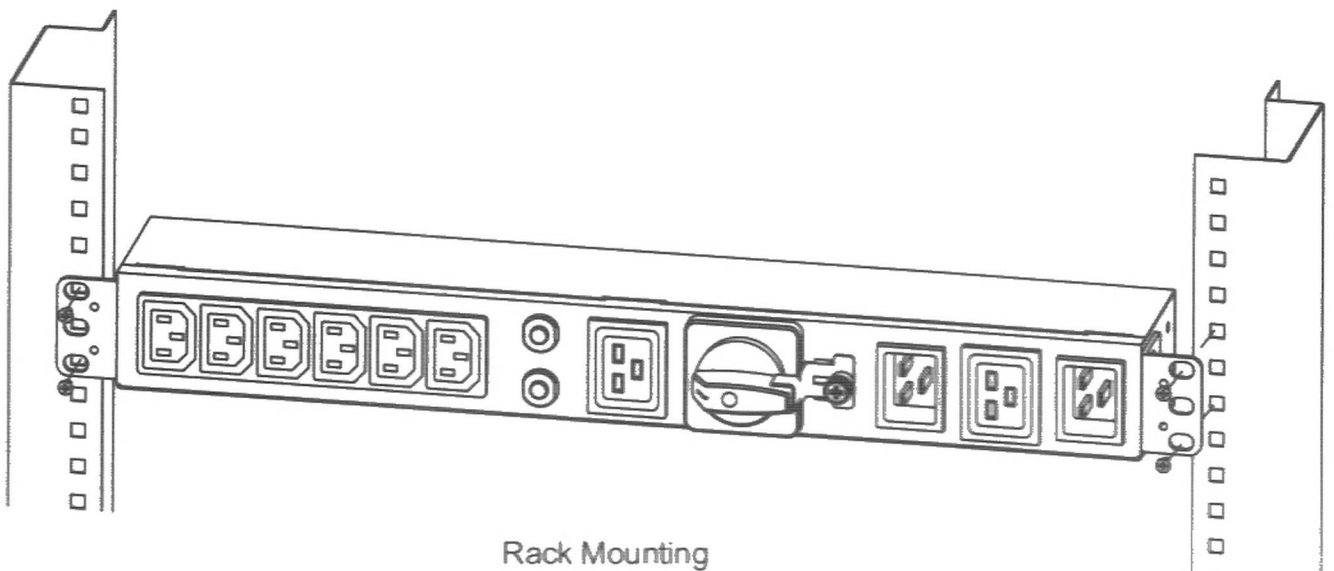
CAUTION: When installing the product, ensure that the sum of the leakage currents of the product and the devices it supplies not exceed 3.5mA.

2. Introduction

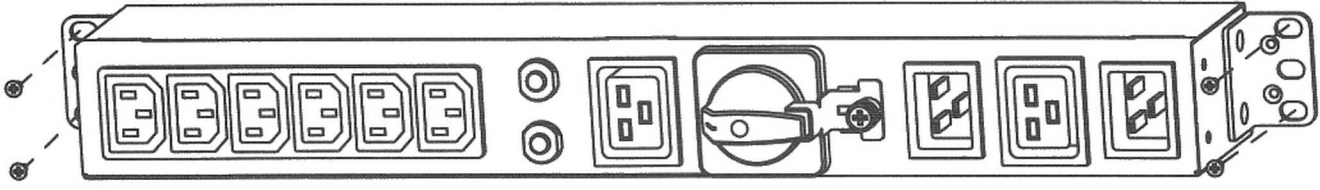
The product is used as an external power distribution unit in conjunction with UPS systems or large-scale voltage regulators. It allows to manually transfer the connected equipment to utility power via a bypass switch, permitting scheduled maintenance or UPS replacement without power interruption. it provides maintenance bypass function and power distribution feature .

Rack Mount/Wall Mount the Unit

The module can be mounted to a 19" enclosure or wall. Please follow below chart for rack/wall mount installation.

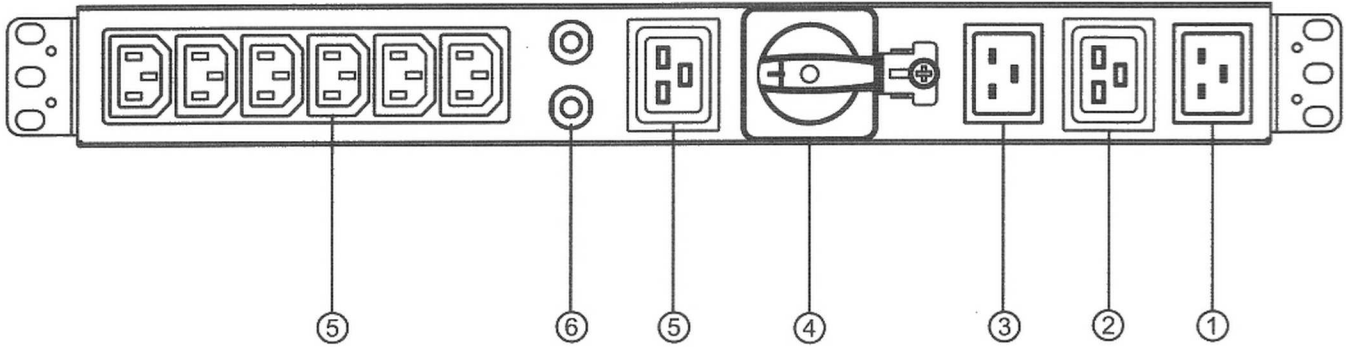


Rack Mounting



Wall Mounting

3. Product Overview



- ① Socket to Utility Power
- ③ Socket to UPS Output
- ⑤ Output Sockets

- ② Socket to UPS Input
- ④ Maintenance Bypass Switch
- ⑥ Circuit Breaker

4. Installation

Inspection

Remove the unit from the shipping package and inspect whether damage during transportation. Notify the carrier and place of purchase if any damage is found. The shipping package contains:

- PDU
- User's Manual